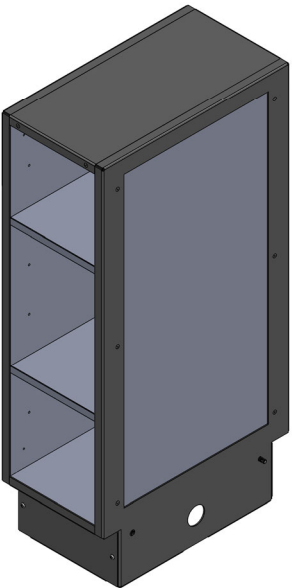

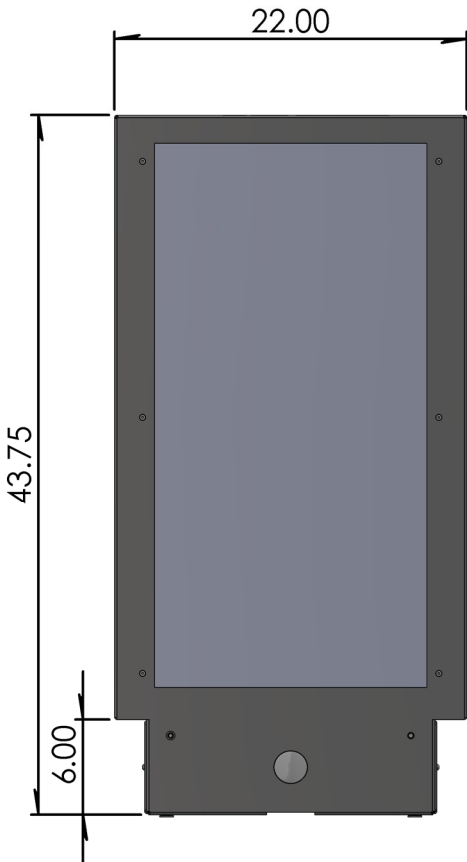




- levelers and fastening holes in base
- kick covers are removable
- steel is powder coated millennium black
- adjustable shelves one side
- 99 pounds



HOFFMAN MFG CORP

HS-23 12in Filler Counter
Sheet1

PROPRIETARY AND CONFIDENTIAL
THE INFORMATION CONTAINED IN THIS
DRAWING IS THE SOLE PROPERTY OF
HOFFMAN MANUFACTURING CORP. ANY
REPRODUCTION IN PART OR AS A WHOLE
WITHOUT THE WRITTEN PERMISSION OF
HOFFMAN MANUFACTURING CORP IS
PROHIBITED.

SIZE	DWG. NO.	REV
B		
SCALE: 1:12	WEIGHT:	SHEET 1 OF 11