
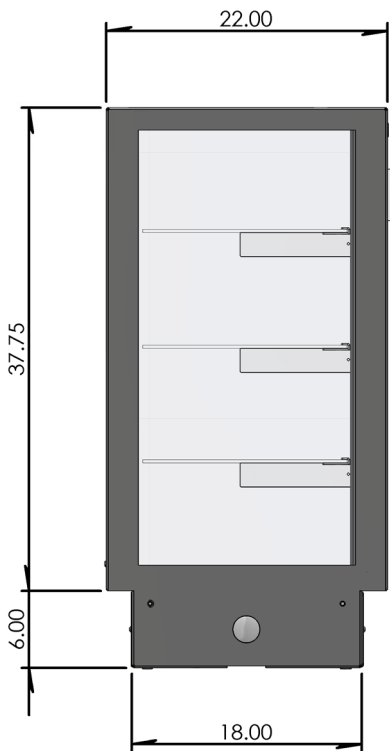
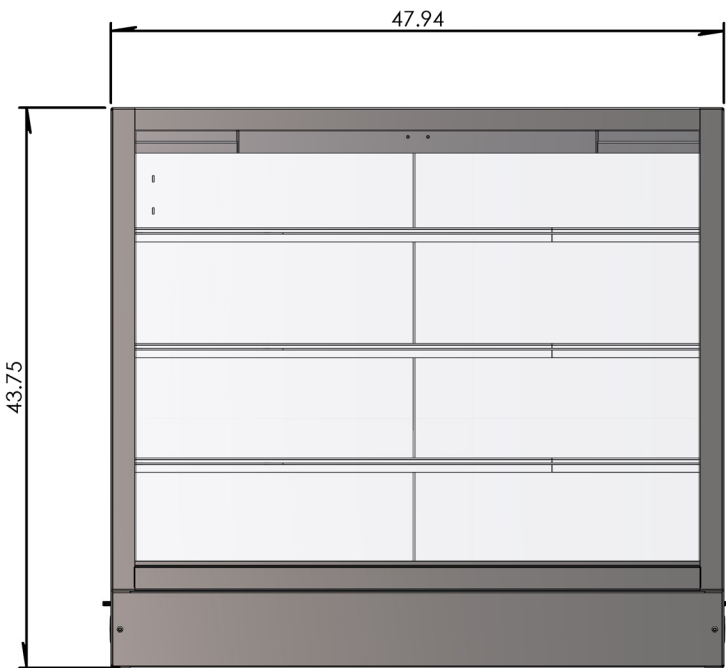


- 4200K LED at front vertical edges and top; 4.4 watts/foot
- double barrel interchangeable core lock above doors (core provided by retailer)
- 11ga steel doors ride on steel ball bearings
- levelers and fastening holes in base
- 1/4" tempered glass covers 1/4" polycarbonate at front and top
- exterior frame is fully welded 11ga steel
- internal frame is welded 1" x 11ga steel tube
- UL listed
- electrical connects to adjacent display
- kick covers are removeable
- exterior powder coated millenium black; interior is matte white
- 400 pounds



PROPRIETARY AND CONFIDENTIAL  
THE INFORMATION CONTAINED IN THIS  
DRAWING IS THE SOLE PROPERTY OF  
HOFFMAN MANUFACTURING CORP. ANY  
REPRODUCTION IN PART OR AS A WHOLE  
WITHOUT THE WRITTEN PERMISSION OF  
HOFFMAN MANUFACTURING CORP IS  
PROHIBITED.

HOFFMAN MFG CORP		
HS-20 High Security Display Counter		
1		
SIZE	DWG. NO.	REV
B		
SCALE: 1:20	WEIGHT:	SHEET 1 OF 26